

Global Citizenship Pupil Survey

1. Please fill in the following information.			
		Response Percent	Response Count
Name	<input type="text"/>	99.3%	297
Year	<input type="text"/>	100.0%	299
<i>answered question</i>			299
<i>skipped question</i>			6

2. What primary school did you go to?			
			Response Count
			301
<i>answered question</i>			301
<i>skipped question</i>			4

3. What extra-curricular activities do you take part in? (i.e. lunchtime or after school clubs)			
			Response Count
			242
<i>answered question</i>			242
<i>skipped question</i>			63

4. Are you a member of a Community Group or Club? eg. youth club, football team, scouts etc. If so, please name.			
			Response Count
			216
<i>answered question</i>			216
<i>skipped question</i>			89

5. Have you heard of these global issues?			
	Yes	No	Response Count
Climate change	93.4% (282)	6.6% (20)	302
War and conflict	87.8% (266)	12.2% (37)	303
Refugees and asylum seekers	78.4% (236)	21.6% (65)	301
Fair Trade	66.9% (200)	33.1% (99)	299
Gap between rich and poor countries	83.4% (252)	16.6% (50)	302
Racism and discrimination	95.0% (288)	5.0% (15)	303
Religious conflict	78.3% (234)	21.7% (65)	299
Poverty	94.0% (284)	6.0% (18)	302
Terrorism	96.0% (291)	4.0% (12)	303
	answered question		303
	skipped question		2

6. On a scale of 1 to 5 where did you mostly hear about these issues (1 being mostly and 5 being never hear about them)?							
						Rating Average	Response Count
Home	26.3% (75)	18.2% (52)	23.5% (67)	16.5% (47)	15.4% (44)	2.76	285
School	43.0% (126)	22.5% (66)	16.7% (49)	9.2% (27)	8.5% (25)	2.18	293
Newspapers	38.8% (109)	29.9% (84)	11.0% (31)	8.2% (23)	12.1% (34)	2.25	281
TV	51.4% (148)	20.5% (59)	11.5% (33)	5.9% (17)	10.8% (31)	2.04	288
Internet	24.3% (68)	18.2% (51)	18.6% (52)	15.7% (44)	23.2% (65)	2.95	280
Friends	10.5% (29)	13.1% (36)	17.1% (47)	17.1% (47)	42.2% (116)	3.67	275
	answered question						301
	skipped question						4

7. Where else do you find out about global issues?	
	Response Count
	173
	answered question
	173
	skipped question
	132

8. On a scale of 1 to 5 how important do you feel these issues are (1 being very important and 5 being not at all important)?

						Rating Average	Response Count
Climate change	48.3% (144)	18.8% (56)	14.8% (44)	6.0% (18)	12.1% (36)	2.15	298
War and conflict	42.1% (125)	26.6% (79)	13.1% (39)	7.7% (23)	10.4% (31)	2.18	297
Refugees and asylum seekers	26.6% (78)	21.8% (64)	27.6% (81)	11.3% (33)	12.6% (37)	2.61	293
Fair trade	23.7% (69)	23.0% (67)	26.8% (78)	12.4% (36)	14.1% (41)	2.70	291
Gap between rich and poor countries	29.2% (86)	23.1% (68)	20.7% (61)	14.2% (42)	12.9% (38)	2.59	295
Racism and discrimination	55.6% (165)	17.5% (52)	10.8% (32)	3.7% (11)	12.5% (37)	2.00	297
Religious conflict	31.7% (93)	19.8% (58)	21.5% (63)	13.3% (39)	13.7% (40)	2.57	293
Poverty	53.1% (156)	20.1% (59)	11.9% (35)	4.8% (14)	10.2% (30)	1.99	294
Terrorism	64.8% (188)	13.1% (38)	6.2% (18)	2.8% (8)	13.1% (38)	1.86	290
	answered question						300
	skipped question						5

9. Do you learn about these issues at school?





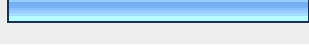
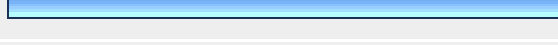



	Yes	No	Response Count
Climate change	77.2% (230)	22.8% (68)	298
War and conflict	79.5% (237)	20.5% (61)	298
Refugees and asylum seekers	48.3% (144)	51.7% (154)	298
Fair trade	46.6% (137)	53.4% (157)	294
Gap between rich and poor	66.0% (196)	34.0% (101)	297
Racism and discrimination	89.4% (262)	10.6% (31)	293
Religious conflict	77.6% (229)	22.4% (66)	295
Poverty	82.9% (247)	17.1% (51)	298
Terrorism	77.4% (226)	22.6% (66)	292
	answered question		300
	skipped question		5

10. Are there any global issues that you would like to hear more about at school?			
	Yes	No	Response Count
Climate change	51.2% (146)	48.8% (139)	285
War and conflict	49.8% (142)	50.2% (143)	285
Refugees and asylum seekers	40.7% (114)	59.3% (166)	280
Fair trade	39.9% (111)	60.1% (167)	278
Gap between rich and poor	41.6% (114)	58.4% (160)	274
Racism and discrimination	55.4% (154)	44.6% (124)	278
Religious conflict	35.3% (96)	64.7% (176)	272
Poverty	54.5% (151)	45.5% (126)	277
Terrorism	71.8% (201)	28.2% (79)	280
	answered question		298
	skipped question		7

11. Please add any other global issues that you think are important and would like to learn about.		
		Response Count
		113
	answered question	113
	skipped question	192

12. Do you feel that YOU can make a difference to any of these issues?			
	Yes	No	Response Count
Climate change	50.2% (147)	49.8% (146)	293
War and conflict	9.3% (27)	90.7% (263)	290
Refugees and asylum seekers	10.0% (29)	90.0% (262)	291
Fair trade	26.6% (77)	73.4% (213)	290
Gap between rich and poor	27.5% (79)	72.5% (208)	287
Racism and discrimination	51.9% (151)	48.1% (140)	291
Religious conflict	16.9% (49)	83.1% (241)	290
Poverty	43.5% (128)	56.5% (166)	294
Terrorism	17.1% (49)	82.9% (237)	286
	answered question		297
	skipped question		8

13. If you answered 'yes', please give examples of how you can make a difference.

		Response Percent	Response Count
Climate change		72.1%	142
War and conflict		17.8%	35
Refugees and asylum seekers		11.7%	23
Fair trade		34.5%	68
Gap between rich and poor		32.5%	64
Racism and discrimination		59.9%	118
Religious conflict		15.2%	30
Poverty		51.8%	102
Terrorism		17.8%	35
		answered question	197
		skipped question	108








14. Do you think your opinions are taken seriously by....?

	Always	Sometimes	Rarely	Never	Response Count
Parents	27.3% (79)	56.4% (163)	11.1% (32)	5.2% (15)	289
School staff	20.3% (59)	46.7% (136)	21.6% (63)	11.3% (33)	291
Local council	14.5% (41)	26.9% (76)	28.3% (80)	30.4% (86)	283
Government	17.0% (48)	20.5% (58)	23.0% (65)	39.6% (112)	283
World bodies eg. United nations or European Union	13.4% (37)	28.3% (78)	19.2% (53)	39.1% (108)	276
				answered question	294
				skipped question	11

15. have you ever taken part in any campaigns or lifestyle choices which you believe makes the world a better place? eg. Make Poverty History Campaign, ethical shopping. If yes, please give details.

	Response Count
	161
	answered question
	161
	skipped question
	144

16. What prevents you from taking part in these kinds of activities? Please circle all that apply.

		Response Percent	Response Count
Don't believe I can make a difference		36.5%	103
Don't care		13.8%	39
Don't know enough about it		35.1%	99
Worried what my friends will think		18.4%	52
Never thought about it		45.0%	127
Don't know		26.2%	74
Other (please specify)		8.9%	25
		<i>answered question</i>	282
		<i>skipped question</i>	23